

Overview

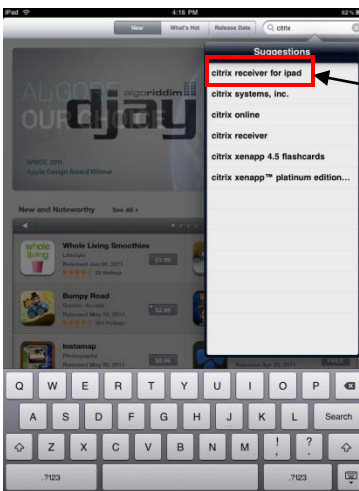
This procedure is to be used when installing the Citrix client onto an Apple iPad.



1. Click on the icon for the **App Store**



2. In the search field type in **Citrix**



3. Select **Citrix Receiver for iPad**

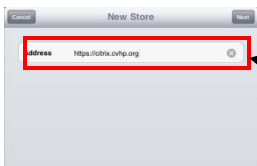




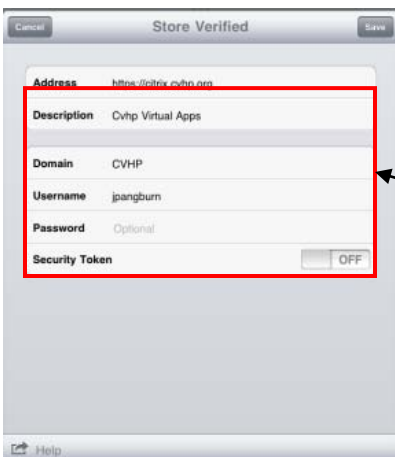
4. Tap on the **Citrix Receiver for iPad**



5. Tap **Download**

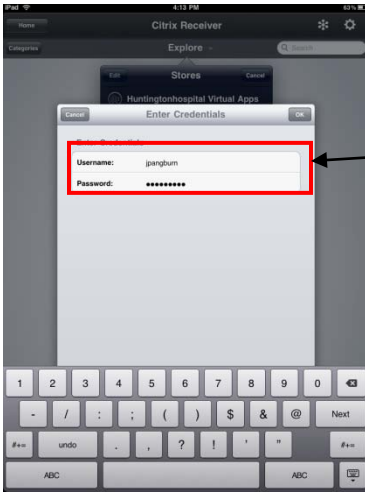


6. Once it downloaded launch the app.  
7. in the address field type **https://citrix.cvhp.org**



8. Please enter the following in:  
**Description:** CVHP  
**Domain:** CVHP  
**User name:** *enter your Citrix user id*  
**Password:** *leave blank*  
**Security Token:** OFF





9. In the **password** field enter your Citrix password and click **OK**.



10. You should see a **Meditech** icon and a **PACS** icon like the screen shot on the left.

